

Broadband in Sweden

- current situation and prospects for the future

Patrik Sandgren [patrik.sandgren@pts.se]

Strategy and Communication Department

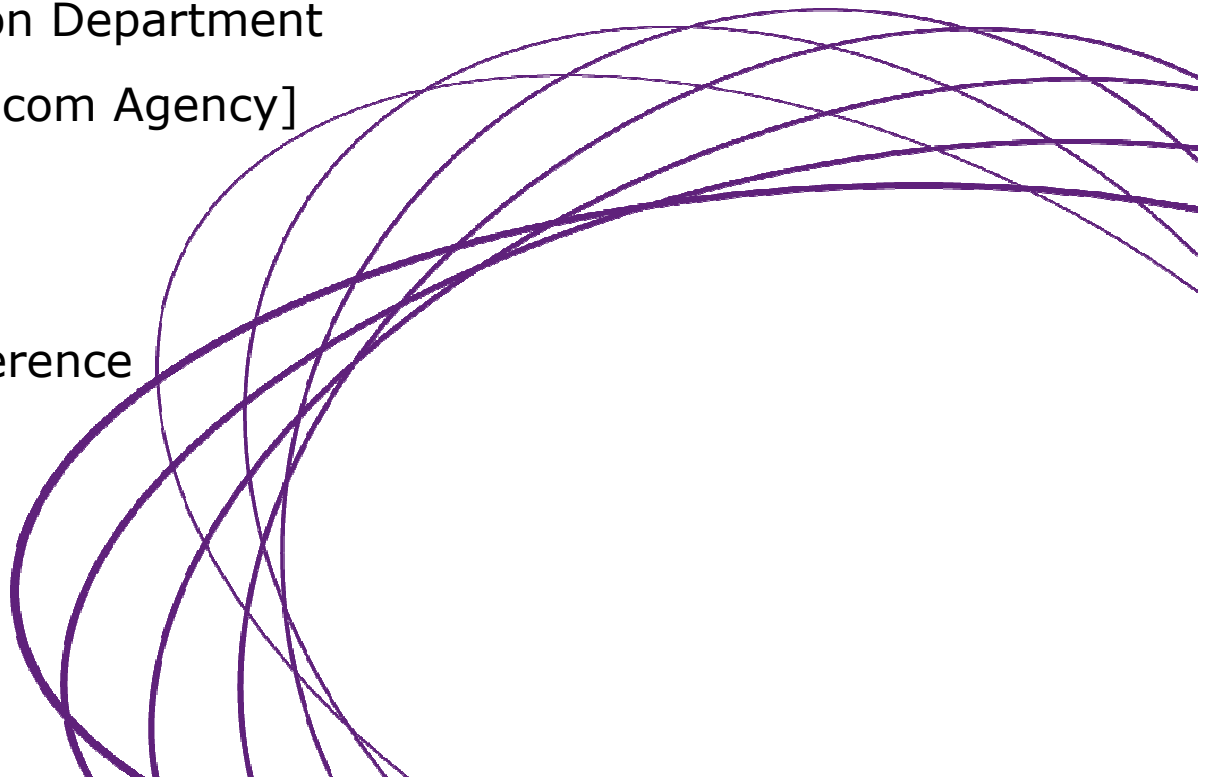
PTS [Swedish Post and Telecom Agency]

Presentation at

CITI State of Telecom conference

NYC, USA

2009 10 23



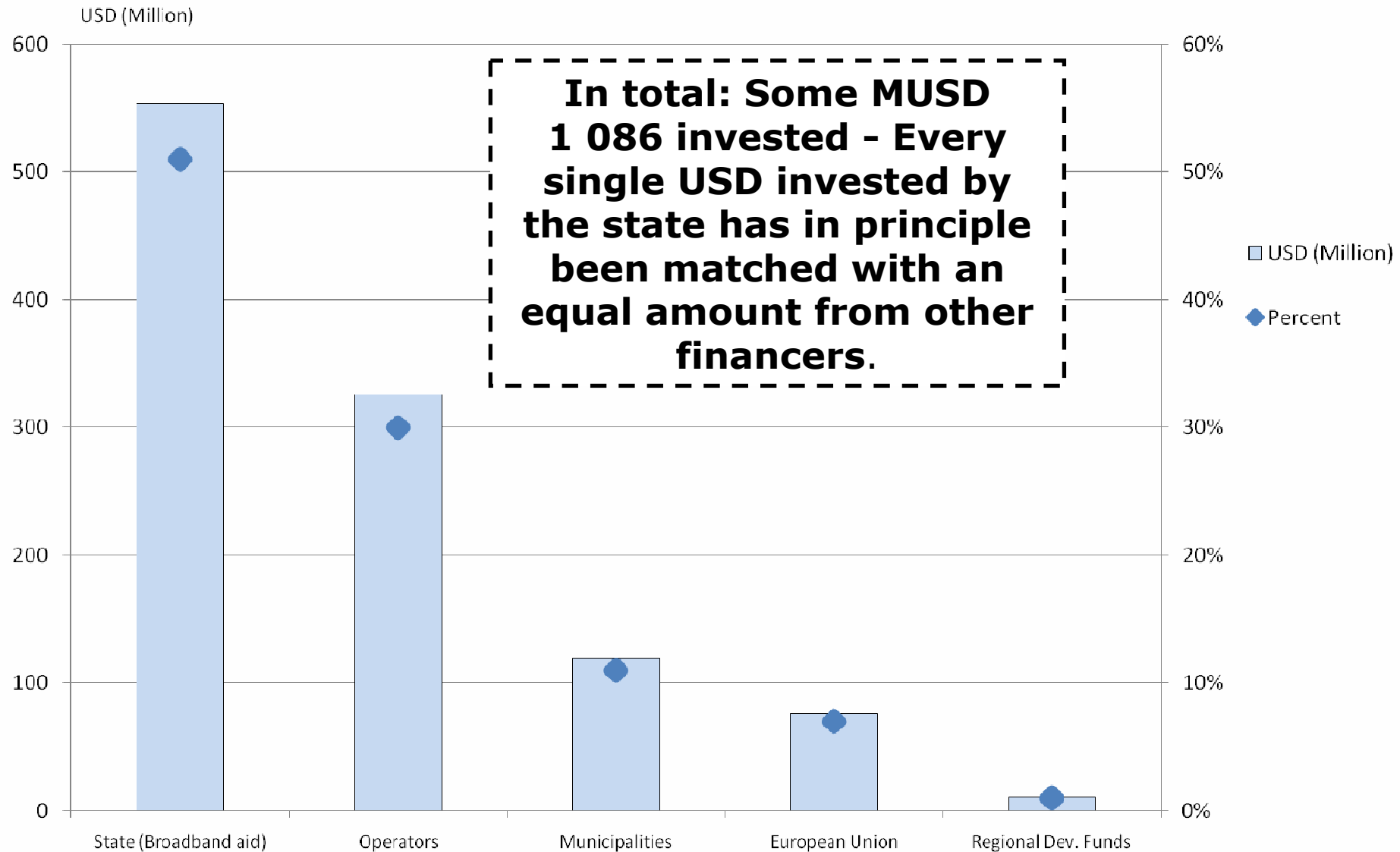
Sweden's position when benchmarking ICT competitiveness 2009

Measurement	Ranking of Sweden	Source
Broadband Performance Index	4 (2008)	<i>EC</i>
E-readiness rankings	2	<i>EIU</i>
Broadband Quality Score	4	<i>Cisco & SBS Oxford</i>
Networked Readiness Index	2	<i>WEF</i>
The ICT Development Index	1 (2007)	<i>ITU</i>
Broadband Scorecard	3 (2008)	<i>ECTA</i>
Global Competitiveness Index*	4	<i>WEF</i>
European Innovation Scoreboard*	1 (2008)	<i>EC</i>
World Competitiveness Index*	5	<i>IMD</i>



* = ²⁰⁰⁹⁻¹⁰⁻³⁰ Measuring overall competitiveness. ICT included as a component

The Swedish broadband aid – Contribution of funding among different actors 2001-2007



Source: "Bredband till hela landet" (SOU 2008:40)

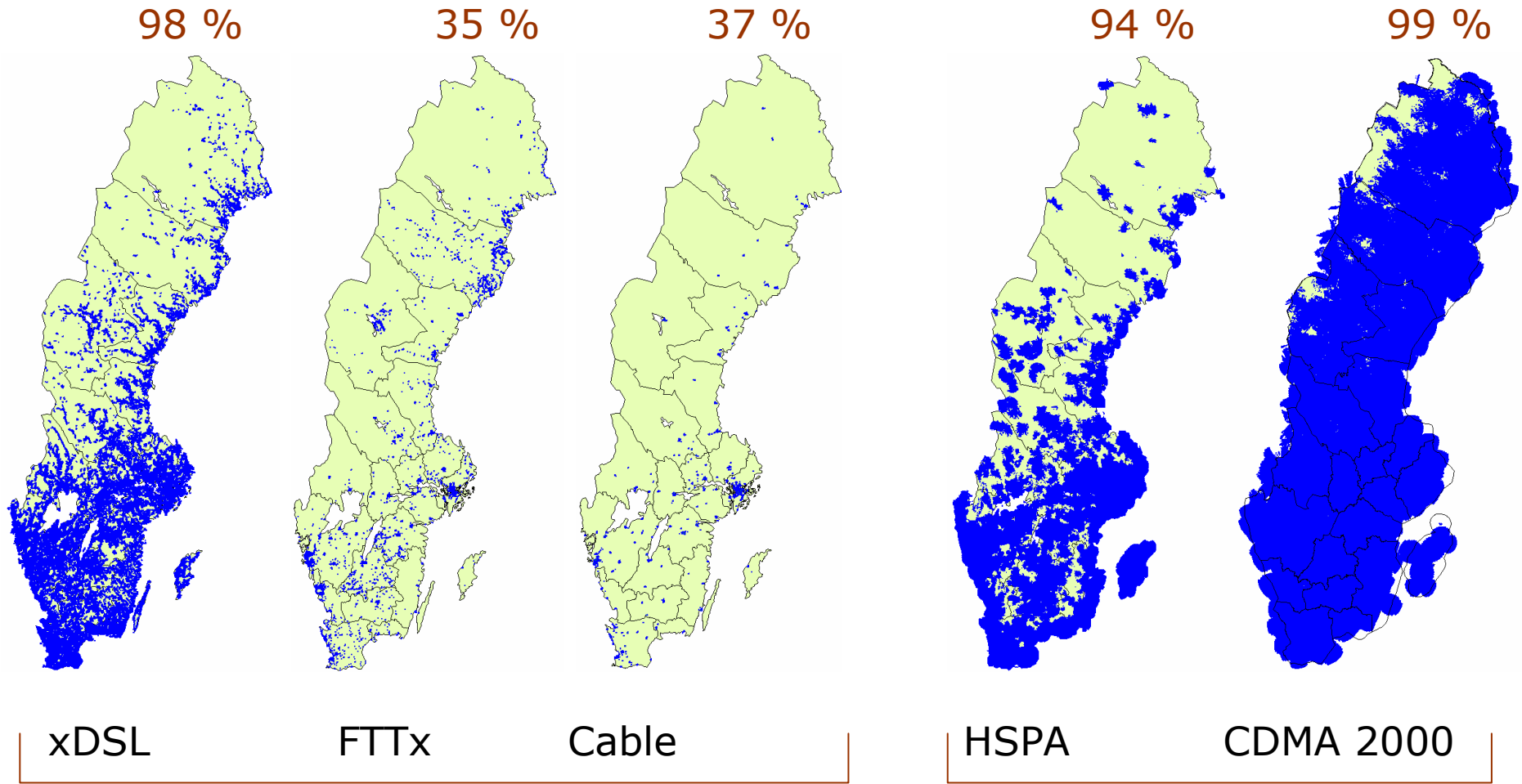
Identified public stimulus plans for broadband 2009

EU + 15 countries = strategic broadband investments

Sweden = no plan at the moment

	Official Strategy	Measurable Goals	Planned Public Investments (Estimations)	Target for "Broadband for all"	Expected economic output
South Korea	Yes	Yes	7,5 billion SEK in 5 year	1 000 Mbps	App. 120 000 new jobs
New Zealand	Yes	Yes	7 billion SEK	100 Mbps	i.u
Estonia	Yes	Yes	0,68 billion SEK	100 Mbps	i.u
Germany	Yes	Yes	1,7 billion SEK	50 Mbps	i.u.
Spain	Yes	Yes	i.u	30 Mbps	i.u
Australia	Yes	Yes	27 billion SEK	12 Mbps	i.u
USA	Yes	Yes	48 billion SEK	5 Mbps	App. 10 return on invest.
UK	Yes	Yes	1,5 billion SEK per year	2 Mbps (USC)	i.u
Finland	Yes	Yes	1,25 billion SEK	1 Mbps (USO)	App. 6 000 new jobs
France	Yes	Yes	10 billion SEK per year	0,5 Mbps (USO)	i.u
Ireland	Yes	Yes	0,72 billion SEK	1,2 Mbps	i.u
Canada	Yes	i.u	1,5 billion SEK	i.u	i.u
Portugal	Yes	Yes	1 billion SEK	i.u	i.u
Slovakia	i.u	i.u	i.u	i.u	i.u
Hungary	i.u	i,u	0,1 billion SEK	i.u	i.u
EU	Yes	Yes	10 billion SEK	i.u.	App. 45 000 new jobs
Sweden	No	No	0,17 billion SEK in 5 years	0,02 Mbps (USO)	i.u

Share of population with access to wired or wireless broadband, 2008



xDSL

FTTx

Cable

HSPA

CDMA 2000

Wired Access

Wireless Access

Households and business in underserved areas 2007 & 2008

- **4 400** households and businesses with no broadband access
- **117 000** households and business only have wireless broadband

